



ELECTRODE CARE

THE DO'S AND DON'TS FOR PRODUCT LONGEVITY

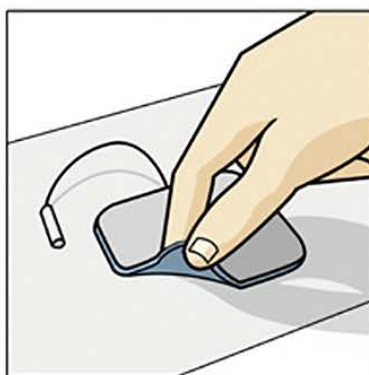
WITH PROPER MAINTENANCE YOUR ELECTRODES WILL PERFORM BETTER AND LAST LONGER.

Please note that when Electrodes show wear and tear they should be replaced with a new set to ensure that you will continue to receive quality performance. Remember, Electrodes are disposable.

THE FOLLOWING GUIDELINES WILL HELP YOU GET MORE USE OUT OF YOUR ELECTRODES.



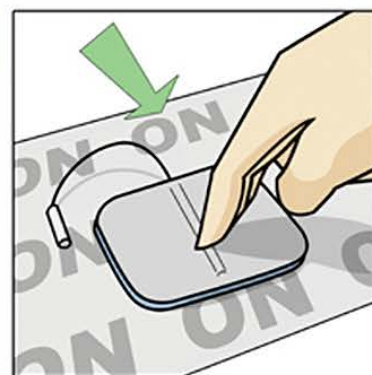
- Make sure skin is clean, dry, and free from lotion.



- Remove Electrodes by lifting the edge.



- While disconnecting or inserting pin, hold the pin connector



- Return Electrodes to the "ON" side of the Release Liner.



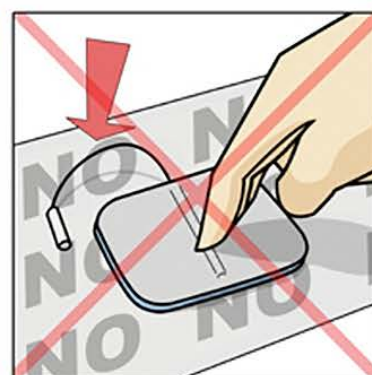
- Do not submerge Electrodes in water.



- Do not remove Electrodes by pulling the leadwire.



- Do not pull the leadwire to remove the pin.



- Do not place Electrodes on the "NO" side of the Release Liner.

Additional Tips:

- Electrodes are intended for single patient use.
- Consult stimulator manual for proper Electrode size.
- If an Electrode's gel becomes dry, re-hydrate it with droplets of water.
- When not in use, always reseal Electrodes in their original package and store at room temperature.
- The use of hot and cold packs will cause an Electrode's gel to break down over time.
- For sensitive skin, consider using our PALS BLUE Electrodes.